

# Tray

SOFA





## PRODUCT INFO

### Measurements

	Width	Depth	Height	Seat height	Weight
2 seats whitout arm	165 cm	77 cm	79 cm	44 cm	50 kg
2,5 seats whitout arm	185 cm	77 cm	79 cm	44 cm	55 kg
3 seats whitout arm	205 cm	77 cm	79 cm	44 cm	60 kg
3,5 seats whitout arm	225 cm	77 cm	79 cm	44 cm	65 kg

### Frame

extention	caps
Old Glory 27 mm 	ball floor cap with felt 27 mm 

### Technical data

construction	lower frame	upper frame	
	steel	steel & wood	
filling	seat	back	arm
	foam HR 38 kg/m <sup>3</sup> fiberfill 100 gr/m <sup>2</sup>	polyether SG 22 kg/m <sup>3</sup> fiberfill 180 gr/m <sup>2</sup>	polyether SG 22 kg/m <sup>3</sup> fiberfill 180 gr/m <sup>2</sup>
suspension	seat		
	nosag 3,8 mm		

### Design

Studio Suolle 2019

Special requirements on request. All sizes are approximates. Due to design and selected comfort level the initiation of folds is inevitable.

# Tray

SOFA





## PRODUCT INFO

### Measurements

	Width	Depth	Height	Seat height	Arm height	Weight
2 seats arms low	180 cm	77 cm	79 cm	44 cm	79 cm	60 kg
2 seats arms high	180 cm	77 cm	124 cm	44 cm	124 cm	75 kg
2,5 seats arms low	200 cm	77 cm	79 cm	44 cm	79 cm	65 kg
2,5 seats arms high	200 cm	77 cm	124 cm	44 cm	124 cm	80 kg
3 seats arms low	220 cm	77 cm	79 cm	44 cm	79 cm	70 kg
3 seats arms high	220 cm	77 cm	124 cm	44 cm	124 cm	85 kg
3,5 seats arms low	240 cm	77 cm	79 cm	44 cm	79 cm	75 kg
3,5 seats arms high	240 cm	77 cm	124 cm	44 cm	124 cm	90 kg

### Frame

extension	caps
Old Glory 27 mm 	ball floor cap with felt 27 mm 

### Technical data

construction	lower frame	upper frame	
	steel	steel & wood	
filling	seat	back	arm
	foam HR 38 kg/m <sup>3</sup>	polyether SG 22 kg/m <sup>3</sup>	polyether SG 22 kg/m <sup>3</sup>
	fiberfill 100 gr/m <sup>2</sup>	fiberfill 180 gr/m <sup>2</sup>	fiberfill 180 gr/m <sup>2</sup>
suspension	seat		
	nosag 3,8 mm		

### Design

Studio Suolle 2019

Special requirements on request. All sizes are approximates. Due to design and selected comfort level the initiation of folds is inevitable.



# Tray

SOFA





## PRODUCT INFO

### Measurements

	Width	Depth	Height	Seat height	Arm height	Weight
chaise longue	77 cm	212 cm	79 cm	44 cm	79 cm	60 kg
2 seats 1 arm low	172 cm	77 cm	79 cm	44 cm	79 cm	55 kg
2,5 seats 1 arm low	192 cm	77 cm	79 cm	44 cm	79 cm	60 kg
3 seats 1 arm low	212 cm	77 cm	79 cm	44 cm	79 cm	65 kg
3,5 seats 1 arm low	232 cm	77 cm	79 cm	44 cm	79 cm	70 kg

Arm left or right possible.

### Frame

extentension	caps
Old Glory 27 mm 	ball floor cap with felt 27 mm 

### Technical data

construction	lower frame	upper frame	
	steel	steel & wood	
filling	seat	back	arm
	foam HR 38 kg/m <sup>3</sup>	polyether SG 22 kg/m <sup>3</sup>	polyether SG 22 kg/m <sup>3</sup>
	fiberfill 100 gr/m <sup>2</sup>	fiberfill 180 gr/m <sup>2</sup>	fiberfill 180 gr/m <sup>2</sup>
suspension	seat		
	nosag 3,8 mm		

### Design

Studio Suolle 2019

Special requirements on request. All sizes are approximates. Due to design and selected comfort level the initiation of folds is inevitable.

# Tray

SOFA

Without arm, old glory



Arms low, old glory



Arms high, old glory



Chaise longue arm low right, old glory



1 arm low right, old glory

